


### Sam Sample

15-07-2020


#### Overall Fit




#### Presence Competency Scores



#### Connection Competency Scores



#### Execution Competency Scores



#### Norm Group

General Population

The results in this report are based on the respondent's description of their own personality and behaviour, which may not necessarily reflect the way other people see the individual. These scores should be viewed as hypotheses to validate against other sources of data.

#### Response Style Indices

All of the response style indices are **within the normal range**. There is no indication that it is necessary to probe any of them further.

	Impression Management	✓
	Acquiescence	✓
	Infrequency	✓